

# C O N T R A C T



**“Ospitalità è semplicemente l’opportunità di mostrare amore e cura.”**


“Hospitality is simply an opportunity to show love and care.”

**Contract è la linea di prodotti Colombo Design pensata per le stanze da bagno di hotel e spazi pubblici. Una selezione di accessori proposti per questi ambienti dove igiene, funzionalità, sicurezza e comodità sono sempre più importanti.**

Contract is Colombo Design product line conceived for the hotel bathrooms and public areas. A selection of accessories suggested for these spaces where hygiene, functionality, safety and comfort are more and more important.



B9990 - B9987



B9987



B9989





B9722







B9733  
B9734



B9735





B2733

B2734



B2732











*B9961 - B9982*



*B9961 + B9996*







*B9211 - B9210*



*B9968 - B9962*

*B9213 - B9212*



*B9210*



B0125



B9759



B9751



B9966



B9754



B9756



B9981



B9984



B9993N



B9973



B9971 + B9999



B9998 + B9974



B9994



B9995











*B3707*

*B2706*

*B9706*

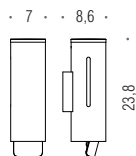
*B9967 (FLAT)*



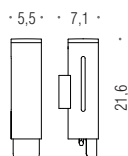
*B9955 (SIT)*



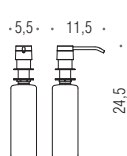
# CONTRACT



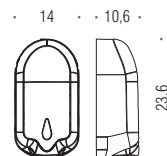
**B9979N**  
Spandisapone  
(L 0,35)  
Soap dispenser



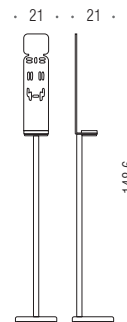
**B9986N**  
Spandisapone  
(L 0,25)  
Soap dispenser



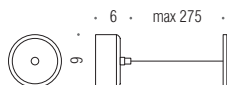
**B9989**  
Spandisapone  
da incasso (L 0,35)  
Built in soap dispenser



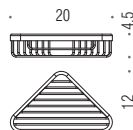
**B9987**  
Distributore elettronico di sapone  
e gel igienizzante touchless (L 1,1)  
Electronic touchless soap  
and hand sanitizer dispenser



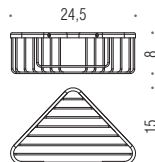
**B9990**  
Piantana per distributore  
elettronico di sapone e gel  
igienizzante touchless (art. B9987)  
Standing column for electronic  
touchless soap and hand sanitizer  
dispenser



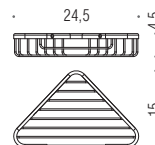
**B9965**  
Filo stendibiancheria  
riavvolgibile in acciaio inox  
Stainless steel retractable  
cloth line



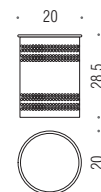
**B2732**  
Angolare semplice  
Single corner basket



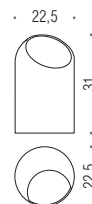
**B2733**  
Angolare semplice  
Single corner basket



**B2734**  
Angolare semplice  
Single corner basket



**B9964**  
Cestino gettacarte  
- acciaio inox  
Stainless steel  
paper basket



**B9969**  
Cestino gettacarte  
in ABS (L 10)  
ABS paper basket



Finiture  
Finishes



**10** Cromo  
Chrome



Bianco  
White



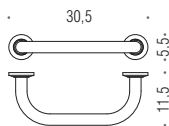
Inox lucido  
Polished stainless steel



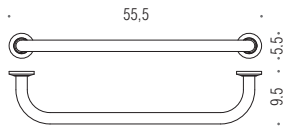
Accessori con fissaggio vite e tassello  
Accessories with screw and plug fixing



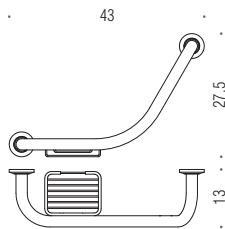
Accessori d'appoggio  
Free-standing accessories



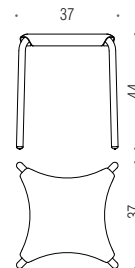
**B9720**  
Maniglione da vasca  
Bath grab-bar  
conforme - it complies with  
**UNI 11064:2003**



**B9721**  
Maniglione da vasca  
Bath grab-bar  
conforme - it complies with  
**UNI 11064:2003**

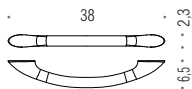


**B9722**  
Maniglione da vasca  
con porta sapone reversibile  
Bath grab-bar with reversible soap shelf  
conforme - it complies with  
**UNI 11064:2003**



Utilizzabile all'interno  
della cabina doccia  
Item can be placed  
inside a shower cabin

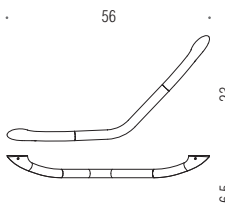
**B9955**  
SIT Sgabello. Seduta: in ABS bianco  
Struttura: in alluminio verniciato  
con polvereepossidica grigia  
SIT Seat. Seat: white ABS. Frame: grey  
epoxy powder coated aluminium



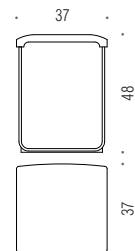
**B9733**  
Maniglione da vasca  
Bath grab-bar  
conforme - it complies with  
**UNI 11064:2003**



**B9734**  
Maniglione da vasca  
Bath grab-bar  
conforme - it complies with  
**UNI 11064:2003**



**B9735**  
Maniglione da vasca  
Bath grab-bar  
conforme - it complies with  
**UNI 11064:2003**



Utilizzabile all'interno  
della cabina doccia  
Item can be placed  
inside a shower cabin

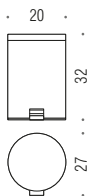
**B9967**  
FLAT Sgabello. Seduta: in resina  
termoplastica. Struttura: in  
alluminio anodizzato  
FLAT Seat. Seat: white thermoplastic  
resin. Frame: anodized aluminium



# CONTRACT



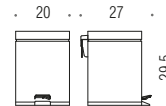
**B9962**  
**Poubelle in acciaio inox (L.3)**  
 con sistema di chiusura  
 ammortizzata  
 Small pedal bin, polished stainless  
 steel with amortized closure



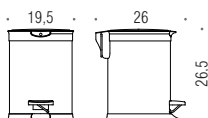
**B9968**  
**Poubelle in acciaio inox (L.5)**  
 con sistema di chiusura  
 ammortizzata  
 Small pedal bin, polished stainless  
 steel with amortized closure



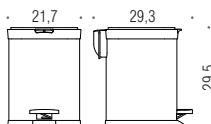
**B9210**  
**Poubelle in acciaio inox (L.3)**  
 con sistema di chiusura  
 ammortizzata  
 Small pedal bin, polished stainless  
 steel with amortized closure



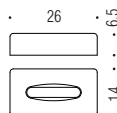
**B9211**  
**Poubelle in acciaio inox (L.6)**  
 con sistema di chiusura  
 ammortizzata  
 Small pedal bin, polished stainless  
 steel with amortized closure



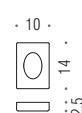
**B9212**  
**Poubelle tonda in acciaio inox (L.3)**  
 con sistema di chiusura  
 ammortizzata  
 Small pedal bin, satin stainless  
 steel with amortized closure



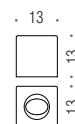
**B9213**  
**Poubelle tonda in acciaio inox (L.5)**  
 con sistema di chiusura  
 ammortizzata  
 Small pedal bin, satin stainless  
 steel with amortized closure



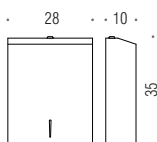
**B9961**  
**Porta Kleenex**  
 in ABS cromato  
 ABS tissue dispenser



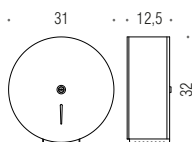
**B9982**  
**Porta sacchetti igienici**  
 in ABS cromato  
 ABS dispenser for  
 sanitary bags



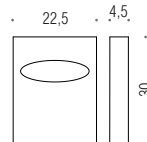
**B9996**  
**Porta Kleenex**  
 quadrato in ABS  
 cromato  
 ABS square tissue  
 dispenser



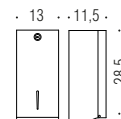
**B9960N**  
**Distributore di salviette di carta**  
 con serratura di sicurezza - acciaio inox.  
 Capienza max fogli carta piegata a «C»,  
 400 salviette, misura 220x95mm  
 Stainless steel paper tissue dispenser with  
 safety lock. Maximum capacity of "C"  
 folded paper sheets, 400 tissues,  
 220x95mm size



**B9983N**  
**Distributore per rotoli di carta**  
 igienica con serratura di sicurezza  
 - acciaio inox. Dimensioni max rotolo  
 inseribile: diametro 300mm  
 Stainless steel toilet roll dispenser with  
 safety lock. Maximum dimensions of  
 inserted roll: 300 mm diameter



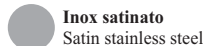
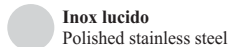
**B9972**  
**Distributore di copri-water**  
 monouso (200 pz.)  
 con serratura di  
 sicurezza - acciaio inox  
 WC seat covers (200 pcs)  
 dispenser, with security lock



**B9976**  
**Distributore di carta igienica a foglio**  
 singolo con serratura di sicurezza -  
 acciaio inox. Capacità: 2 pacchetti di carta  
 interfolgiata o un rotolo di carta igienica  
 Single sheet stainless steel toilet paper  
 dispenser with safety lock. Capacity:  
 2 packages of interleaved paper or 1  
 toilet paper roll

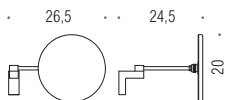


**Finiture**  
Finishes



**+** Accessori con fissaggio vite e tassello  
Accessories with screw and plug fixing

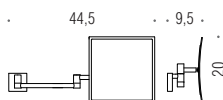
**↓** Accessori d'appoggio  
Free-standing accessories



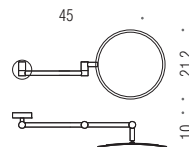
**B0125**  
Specchio ingranditore (3x) a muro  
Wall magnifying mirror (3 times)



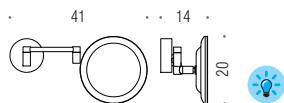
**!** Articolo ad esaurimento scorte magazzino  
Discontinued item, deliveries only as long as supply lasts.



**B9754**  
Specchio ingranditore (3,5x) a muro  
Wall magnifying mirror (3,5 times)



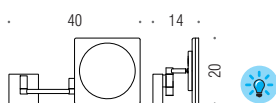
**B9759**  
Specchio ingranditore (3,5x) a muro  
Wall magnifying mirror (3,5 times)



**B9751**  
Specchio ingranditore (3x) a muro con luce a LED (240V) incorporata  
Wall magnifying mirror (3 times) complete with LED built-in light



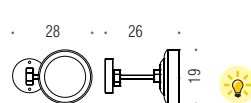
3W	V <sub>out</sub> 12V DC	240V-60Hz	CE	IP44	□	A
----	-------------------------	-----------	----	------	---	---



**B9756**  
Specchio ingranditore (3x) a muro con luce a LED incorporata  
Wall magnifying mirror (3 times) complete with LED built-in light



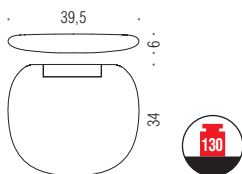
3W	V <sub>out</sub> 12V DC	230V-50Hz	CE	IP44	□	A
----	-------------------------	-----------	----	------	---	---



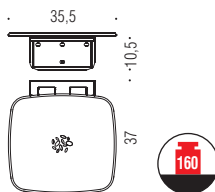
**B9966**  
Specchio ingranditore (2x) a muro con luce incorporata (classe II)  
Wall magnifying mirror (2 times) complete with built-in light (class II)



□	25W MAX	220V-60Hz	E14	CE	IP21	□
---	---------	-----------	-----	----	------	---

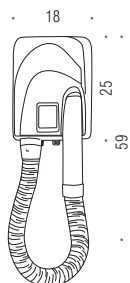


**B9637**  
Sedile doccia ribaltabile in poliuretano integrale, completo di staffa a muro in alluminio  
Shower seat in polyurethane, complete with wall aluminum bracket



**B9645**  
Sedile doccia ribaltabile con finitura fotoincisa anticivolo, completo di staffa a muro  
Tilt-up shower seat with antislip finish, complete with wall bracket



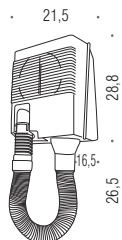


### B9993N

**Asciugacapelli da parete con presa universale per rasoio 110/220V**  
Automatic wall hair dryer with universal shaver socket 110/220V



900W	220-240V	50-60Hz	<input type="checkbox"/>	IPX1
------	----------	---------	--------------------------	------

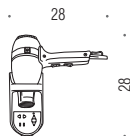


### B9973

**Asciugacapelli da parete con tubo flessibile**  
Wall mounted hair dryer with flexible tube



700W	220-240V	50-60Hz	<input type="checkbox"/>
------	----------	---------	--------------------------



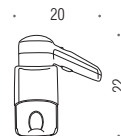
11

### B9994

**Asciugacapelli da parete con presa universale per rasoio 110/220V**  
Automatic wall hair dryer with universal shaver socket 110/220V



1300W	220-240V	50-60Hz	<input type="checkbox"/>
-------	----------	---------	--------------------------



9

### B9995

**Asciugacapelli da parete con presa universale per rasoio 110/220V**  
Automatic wall hair dryer with universal shaver socket 110/220V



1200W	220-240V	50-60Hz	<input type="checkbox"/>
-------	----------	---------	--------------------------



Finiture  
Finishes



**10** Cromo  
Chrome

Nero  
Black

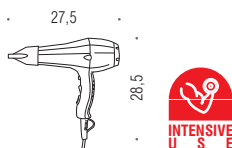
Bianco  
White



Accessori con fissaggio vite e tassello  
Accessories with screw and plug fixing



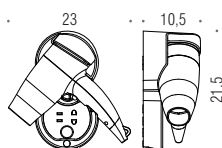
Accessori d'appoggio  
Free-standing accessories



**B9998**  
Asciugacapelli FIT  
1000W  
FIT hair dryer, 1000W



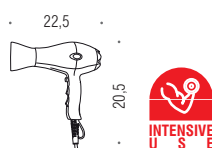
1000W 220-240V 50-60Hz



**B9970**  
Asciugacapelli da parete con presa  
universale per rasoio 110/220V in ABS  
ABS Automatic wall hair dryer  
with universal shaver socket  
110/220V



1200W 220-240V 50-60Hz



**B9971**  
Asciugacapelli  
1800W  
Hair dryer 1800W



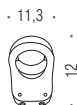
1800W 220-240V 50-60Hz



**B9999**  
Supporto a muro  
ad anello per FIT  
Wall mounted ring  
for FIT hair dryer



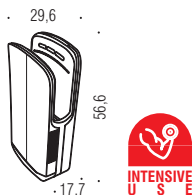




## B9974

**Supporto a muro ad anello con tasto ON/OFF e funzione antitaccheggio per B9971 e B9998**

Wall support for B9971 and B9998 with ON/OFF button and anti-shoplifting function



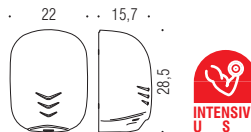
## B9981

**Asciugamani elettrico eco-jet ad inserimento verticale delle mani. Vaschetta di raccolta acqua. Doppio filtro antibatterico incluso. Resistenza elettrica on/off.**

Electric eco-jet hand dryer with "hands in" from above. Water collection bowl and double antibacterial filter included. On/off electric heater.



1100W	220-240V	50-60Hz		IP31
-------	----------	---------	--	------



## B9984

**Asciugamani per elevata affluenza, ad alta velocità di asciugatura (15 sec.) e risparmio energetico (solo 1100 w). Resistenza elettrica on/off. Azione antibatterica integrata e certificata: lampada uv + filtro epa.**

Hand dryer for intense use. High drying speed (15 sec.) and energy saving (only 1100 W). On/off electric heater. Integrated and certified antibacterial action: UV lamp + EPA filter.



**Polipropilene bianco**  
White Polypropylene

**Acciaio inox verniciato bianco**  
White Varnished Stainless steel

**Acciaio inox satinato**  
Satin Stainless steel

**Acciaio inox goffrato nero**  
Black Embossed Stainless steel

**Acciaio inox lucido**  
Polished Stainless steel

1100W	220-240V	50-60Hz		IP23
-------	----------	---------	--	------



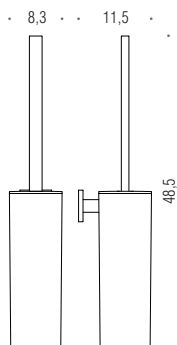
**Finiture**  
Finishes




**Accessori con fissaggio vite e tassello**  
Accessories with screw and plug fixing



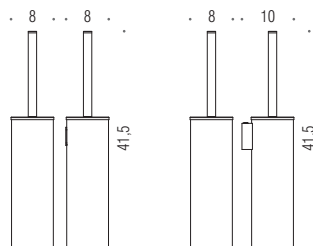
**Accessori d'appoggio**  
Free-standing accessories



**B3707**  
Porta scopino  
da parete  
Wall mounted  
brush holder



**B2706**  
Porta scopino  
d'appoggio  
Standing  
brush holder



**Versione d'appoggio**  
Standing version

**Versione da parete**  
Hanging version

**B9706**  
SMART Porta scopino d'appoggio e/o da parete,  
con ciuffo di ricambio incluso  
Free standing and/or wall mounted brush holder with  
spare brush included

